

**Objectives and investment policy****Objectives**

The objective of this fund is to achieve above-market performance. The share class is accumulating.

**Investment policy**

The fund invests mainly in emerging market equities. The fund focuses on companies with economic activities aligned with UN Sustainable Development Goals, such as activities relating to renewable energy, financial inclusion, healthcare and innovation.

The fund is categorised as article 9 under SFDR and has a sustainable investment objective. In addition, the fund also promotes environmental and/or social characteristics through screening, exclusions, investment analysis and decision-making, as well as active ownership. The fund follows Danske Invest's responsible investment policy.

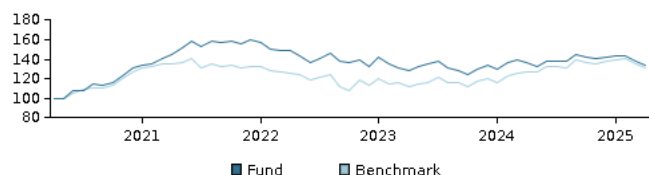
In actively managing the fund's portfolio, the management team selects securities that appear to offer superior investment characteristics.

The fund generally expects that its holdings, and therefore its performance, may differ significantly from those of the benchmark.

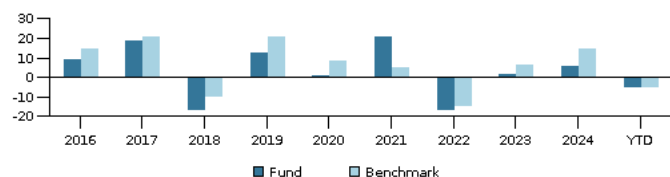
The fund may use derivatives for hedging and efficient portfolio management.

The fund may invest in Chinese A-shares subject to quota and operational constraints, which may increase legal and counterparty risk.

Recommendation: This fund may not be appropriate for investors who plan to withdraw their money within 7 years.

**Return in the period: 30.04.2020 - 30.04.2025**

The default for the chart is the return for the past 5 years as of end of month or, if the fund is less than 5 years old, since launch. Past performance is not a reliable indicator of future results. Future returns may be negative. The return may increase and decrease as a result of currency fluctuations if the fund is issued in a currency other than the currency used in the country in which you are domiciled.

**Annual return as of 30.04.2025, %****Annual return as of 30.04.2025**

|              | 2020 | 2021 | 2022  | 2023 | 2024 | YTD  |
|--------------|------|------|-------|------|------|------|
| Fund, %      | 1.0  | 20.8 | -16.6 | 1.3  | 5.5  | -5.2 |
| Benchmark, % | 8.5  | 4.9  | -14.9 | 6.1  | 14.7 | -5.0 |

**Return as of 30.04.2025**

|              | 1 mth. | 3 mth. | 1 year | 3 years | 5 years |
|--------------|--------|--------|--------|---------|---------|
| Fund, %      | -2.9   | -6.7   | -1.9   | -10.1   | 34.6    |
| Benchmark, % | -3.7   | -6.3   | 2.6    | 3.9     | 31.1    |

**Charges**

|                   |       |
|-------------------|-------|
| Ongoing charge    | 1.92% |
| Max. entry charge | 3.00% |
| Max. exit charge  | 1.00% |
| Performance fee   | 0.00% |

**Manager**

**Goldman Sachs**


**Name:**

Basak Yavuz & Hiren Dasani  
Goldman Sachs Asset Management

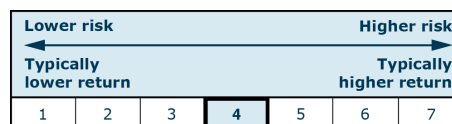
**10 largest holdings as of 31.03.2025 \*)**

| Name of investment/security      | Weight |
|----------------------------------|--------|
| Taiwan Semiconductor Manufactu   | 7.5%   |
| Samsung Electronics Co. Ltd.     | 6.1%   |
| Hdfc Bank Ltd.                   | 4.1%   |
| Aia Group Ltd.                   | 2.9%   |
| Byd Co. Ltd. H                   | 2.8%   |
| Mediatek Inc.                    | 2.5%   |
| Saudi Telecom Co.                | 2.4%   |
| Ping An Insurance Group Co. Of H | 2.2%   |
| Mphasis Ltd.                     | 2.2%   |
| Amber Enterprises India Ltd.     | 2.0%   |

\*) Please note that all holdings are delayed with 1 month.

**Asset allocation: Countries as of 31.03.2025, %****Risk indicator**

The summary risk indicator is a guide to the level of risk of this product compared to other products.

**Risk key figures for the period 30.04.2022 - 30.04.2025**

|                          |       |
|--------------------------|-------|
| Average annual return, % | -3.50 |
| Sharpe Ratio             | -0.54 |
| Volatility               | 11.96 |
| Tracking Error           | 6.65  |
| Information Ratio        | -0.73 |

**Basic information**

|                                      |  |
|--------------------------------------|--|
| ISIN code                            | LU1116403194   |
| Benchmark                            | MSCI Emerging Markets Net Total Return Index in EUR (net dividends reinvested) |
| Website                              | www.danskeinvest.lu  |
| Fund domicile                        | Luxembourg   |
| Currency                             | EUR  |
| Total assets, mill., 22.05.2025, EUR | 63.7   |
| Net asset value (NAV), 22.05.2025    | 13.764   |
| Morningstar Rating                   | ★★★★★  |

## Disclaimer & contact information

This fact sheet has been prepared as marketing communication by Danske Bank A/S ("Danske Bank"). Danske Bank is under supervision by the Danish Financial Supervisory Authority (Finanstilsynet).

This fact sheet has been prepared for informational purposes only and it is not to be relied upon as investment, legal, tax, or financial advice. You must consult with your advisor as to the legal, tax, financial or other matters relevant to the suitability and appropriateness of a potential investment.

This fact sheet is not an offer or solicitation of any offer to purchase or sell any financial instrument, this includes instruments distributed by third parties. Whilst reasonable care has been taken to ensure that the contents of this publication is fair, true, and not misleading, no guarantee is made as to its accuracy or completeness and no liability is accepted for any loss arising from reliance on it. Danske Bank accepts no responsibility for the accuracy and/or completeness of any third party information obtained from sources Danske Bank believes to be reliable but which have not been independently verified.

The returns presented in this fact sheet are historical. Historical returns are not indicative of future return and investors may incur losses on their investments. The return may increase and decrease as a result of currency fluctuations if the fund is issued in a currency other than the currency used in the country in which you are domiciled.

This fact sheet nor any copy of it may be taken or transmitted into the United States of America, its territories or possessions (the 'United States') or distributed directly or indirectly in the United States or to any U.S. person (as defined in Regulation S under the U.S Securities Act of 1933, as amended), including any national or resident of the United States, or any corporation, partnership or other entity organised under the laws of the United States.

Any information or opinions contained in this fact sheet are not intended for distribution to or use by any person in any jurisdiction or country where such distribution or use would be unlawful.

Please refer to the prospectus and the key information document before making any final investment decision. The prospectus, the key information document of the fund and information regarding complaints handling (investor rights) can be obtained at <https://documents.danskeinvest.com> -> press relevant fund.

If the fact sheet relates to an ESG-fund or a fund with a sustainable investment objective, you can find more information about the sustainability aspects of the fund at <https://documents.danskeinvest.com> -> press relevant fund.

The decision to invest in an ESG-fund or a fund with a sustainable investment objective should take into account all the environmental and/or social characteristics of the fund, or sustainable investment objective as described in the Prospectus.

Danske Invest Management A/S may decide to terminate the arrangements made for the marketing of its funds.

Copyright © Danske Bank A/S. All rights reserved. This publication is protected by copyright and may not be reproduced in whole or in part without permission.

Danske Bank A/S  
Bernstorffsgade 40,  
DK-1577 Copenhagen V, Denmark  
Company reg. no.: 61 12 62 28  
Tel. +45 45 13 96 00  
Fax +45 45 14 98 03  
[www.danskebank.dk](http://www.danskebank.dk)



Scan the QR code and read more about the product and the latest news updates.