

Objectives and investment policy

Objectives

The objective of this alternative investment fund is to achieve investment growth in any type of market conditions (absolute return). The share class is accumulating.

Investment policy

The fund seeks exposure to volatility risk premia embedded in equities, fixed income, credit, currencies and money market instruments from anywhere in the world with a focus on developed markets. The investment strategies are implemented using primarily derivatives such as options, futures and swaps. The fund will invest its remaining assets in high credit quality debt instruments, such as bonds issued by governments and credit institutions, money market instruments and/or short-term deposits.

The fund is categorised as article 8 under SFDR and promotes environmental and/or social characteristics, as well as good governance practices, through screening, exclusions, investment analysis and decision-making as well as active ownership. The fund follows Danske Invest's responsible investment policy. The fund may use derivatives for hedging and efficient portfolio management, as well as for investment purposes. Expected leverage is 800% to 1,000% with an expected maximum of 4,000%.

Recommendation: The fund may not be appropriate for investors who plan to redeem their money within 3 years.

Awards



Manager



Name:
Jacob Øland Jensen
Danske Bank Asset Management

Title:
Chief Portfolio Manager

Background:
M.Sc. in Economics

Years of experience:
18

Basic information

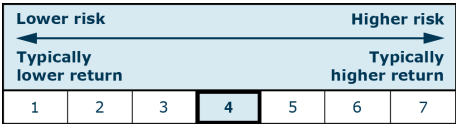
ISIN code	LU1807292328
Bloomberg ticker	DISGCPC LX
Currency	EUR
Total assets, mill. EUR, 21.05.2025	637.2
Net asset value (NAV), 21.05.2025	131.20
Minimum initial investment	1,000 EUR
Management fee	0.90%
Sub-fund of	Danske Invest SICAV - SIF
Fund domicile	Luxembourg
Management company	Danske Invest Management A/S

Charges

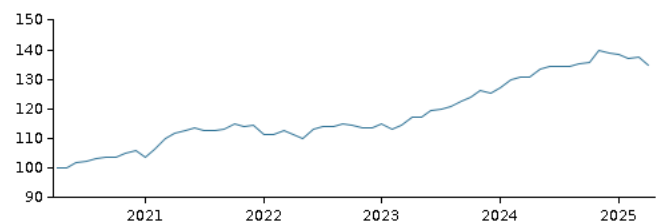
Ongoing charge	1.11%
Max. entry charge	5.00%
Max. exit charge	1.00%
Performance fee: 20% of the outperformance as defined in the prospectus in the section 'Charges and Expenses'. Potential underlying holdings may also charge a performance fee.	

Risk indicator

The summary risk indicator is a guide to the level of risk of this product compared to other products.

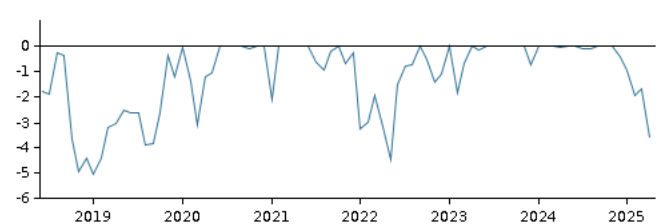


Return in the period: 30.04.2020 - 30.04.2025



The default for the chart is the return for the past 5 years as of end of month or, if the fund is less than 5 years old, since launch. Past performance is not a reliable indicator of future results. Future returns may be negative. The return may increase and decrease as a result of currency fluctuations if the fund is issued in a currency other than the currency used in the country in which you are domiciled.

Drawdown



Global Cross Asset Volatility Class C p

LU1807292328

Monthly return

	Jan	Feb	Mar	Apr	May	Jun	Jul	Aug	Sep	Oct	Nov	Dec	YTD
2025	-0.52	-1.02	0.26	-1.91									-3.17
2024	1.27	1.99	0.72	-0.04	2.10	0.86	-0.05	-0.03	0.81	0.07	3.02	-0.37	10.79
2023	1.23	-1.83	1.19	2.40	-0.11	2.11	0.41	0.63	1.40	1.09	2.13	-0.70	10.33
2022	-2.97	0.22	1.09	-1.21	-1.32	2.94	0.74	0.03	0.98	-0.48	-0.92	0.33	-0.71
2021	-2.09	2.28	3.64	1.60	0.68	0.85	-0.62	-0.29	0.74	1.34	-0.64	0.40	8.05
2020	1.16	-1.32	-1.77	1.92	0.16	1.63	0.51	0.87	0.54	-0.07	1.19	1.13	6.05
2019	-0.60	0.60	1.23	0.18	0.51	-0.09	0.01	-1.27	0.02	1.24	2.25	-0.82	3.24

